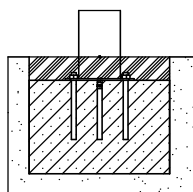

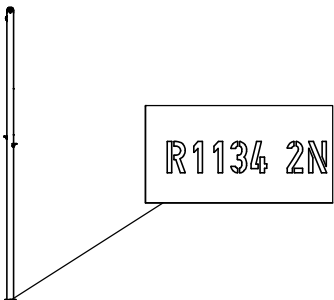






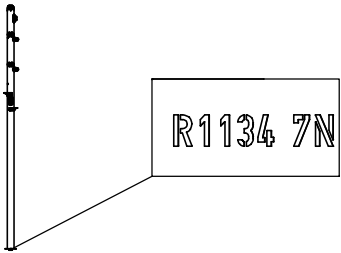
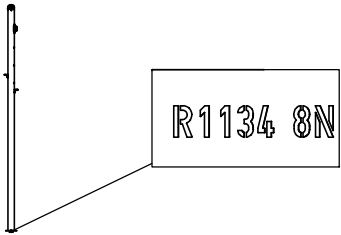
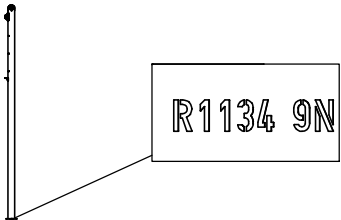
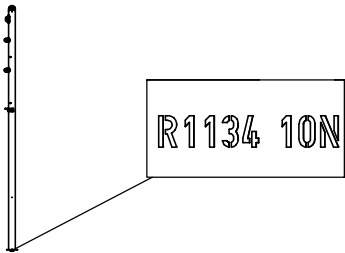
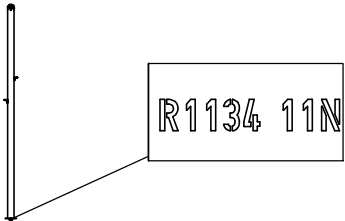
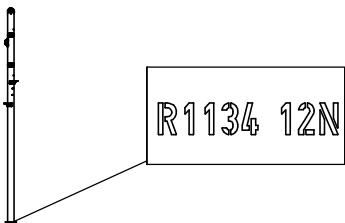
1134N


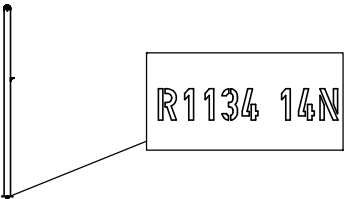



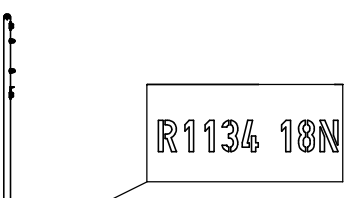


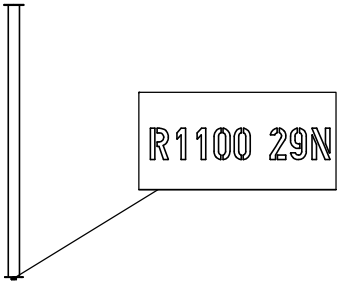
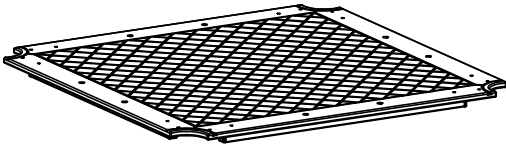
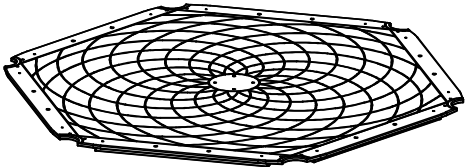
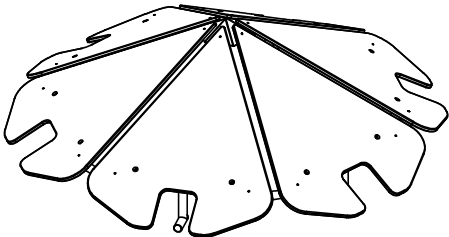

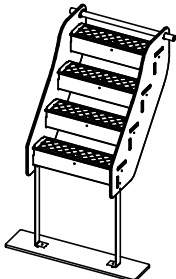
1134F

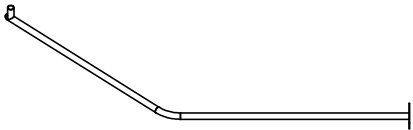
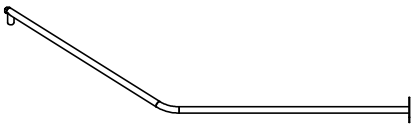
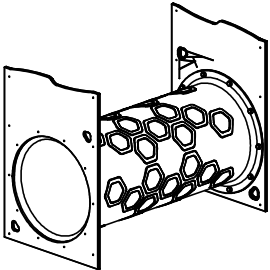
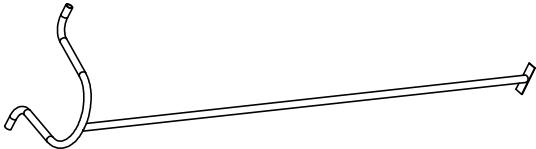
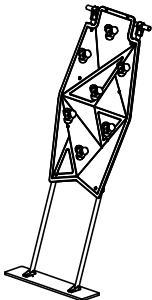
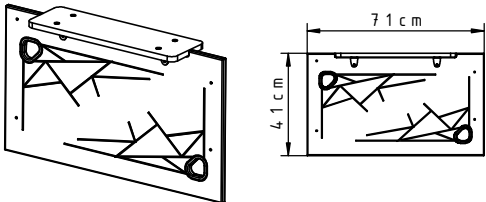
1134

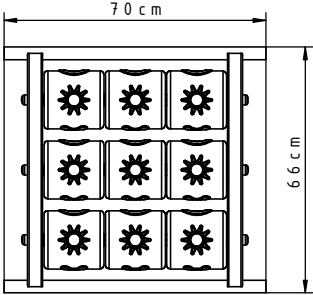
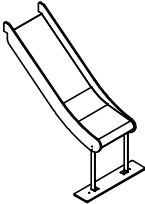
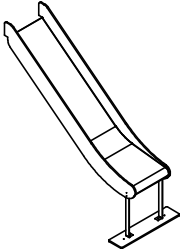
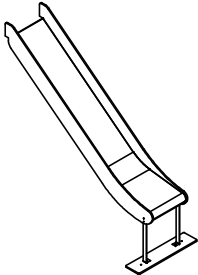
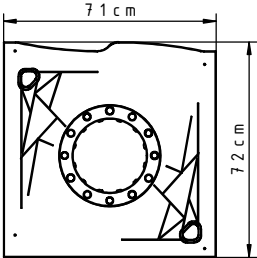
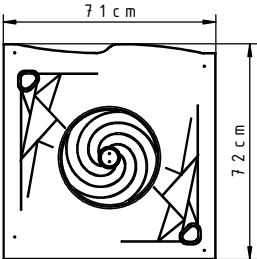
NR	ELEMENT	1134N	1134F
E1		1	1
E2		1	1
E3		1	1
E4		1	1
E5		1	1
E6		1	1


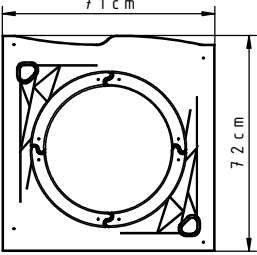
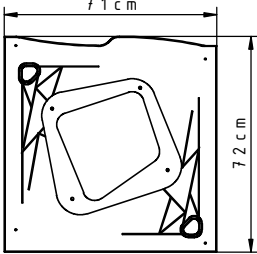
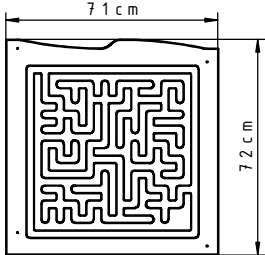
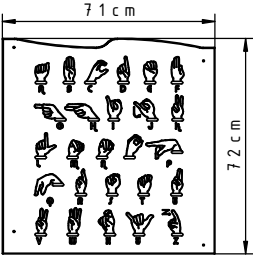
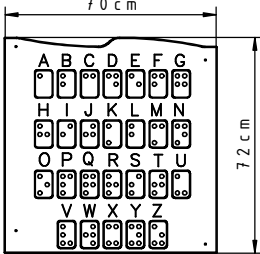
NR	ELEMENT	1134N	1134F
E7		1	1
E8		1	1
E9		1	1
E10		1	1
E11		1	1
E12		1	1

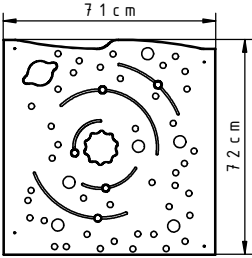
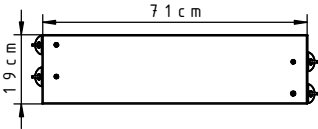
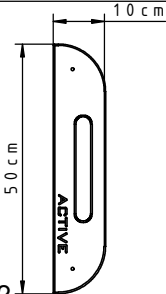
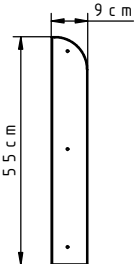
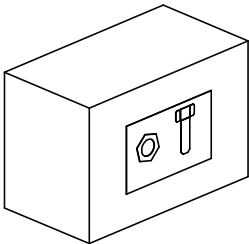
NR	ELEMENT	1134N	1134F
E13		1	1
E14		1	1
E15		1	1
E16		1	1
E17		1	1
E18		1	1

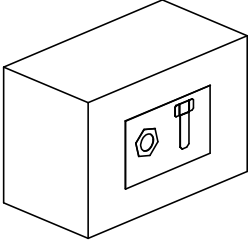

















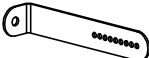
NR	ELEMENT	1134N	1134F
E19		1	1
E20	 <p>F11P_1_HP_g13_v2 83cm x 83cm</p>	5	5
E21	 <p>F11P_3_HP_g13_v2 156cm x 142cm</p>	1	1
E22		1	1
E23	 <p>R1100_3_Y_v1 L= 70cm</p>	5	5
E24	 <p>H=90cm</p>	1	1

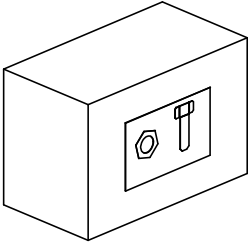
NR	ELEMENT	1134N	1134F
E25	 <p>H=90cm</p> <p>R</p>	1	1
E26	 <p>H=90cm</p> <p>L</p>	1	1
E27		1	1
E28	 <p>H=120cm</p>	1	1
E29	 <p>H=150cm</p>	1	1
E30		1	1




NR	ELEMENT	1134N	1134F
E31		1	1
E32	 <p>H=90cm</p>	1	1
E33	 <p>H=120cm</p>	1	1
E34	 <p>H=150cm</p>	1	1
E35	 <p>F1100_0_PE_g15_v1 + M4</p>	1	1
E36	 <p>F1100_0_PE_g15_v1 + M5</p>	1	1

NR	ELEMENT	1134N	1134F
E37	 <p>F1100_2_PE_g15_v1</p>	1	1
E38	 <p>F1100_9_PE_g15_v1</p>	2	2
E39	 <p>F1100_11_PE_g15_v1</p>	2	2
E40	 <p>F1100_16_PE_g15_v1</p>	1	1
E41	 <p>F1100_21_PE_g15_v1</p>	1	1
E42	 <p>F1100_22_PE_g15_v1</p>	1	1

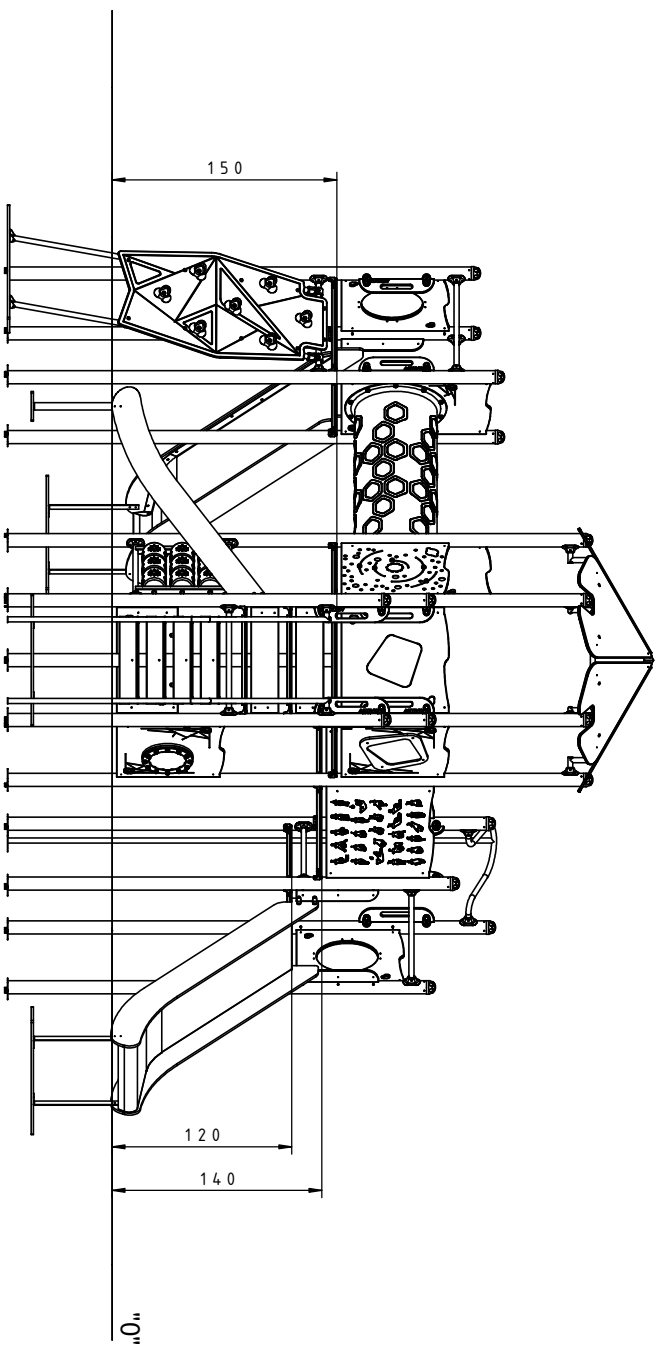
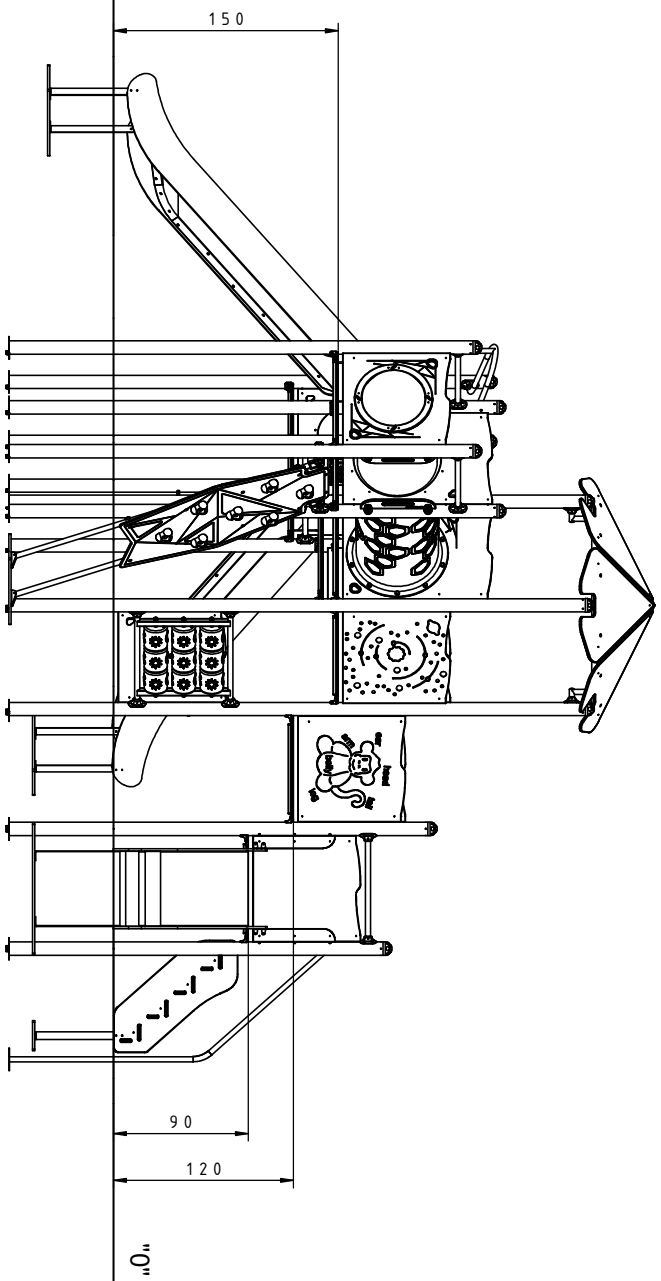
NR	ELEMENT	1134N	1134F
E43	 <p>F1100_24_PE_g15_v1</p>	1	1
E44	 <p>F11X_12_PE_g15_v2</p>	2	2
E45	 <p>F11X_4_PE_g15_v2</p>	10	10
E46	 <p>F11X_11_PE_g15_v1</p>	6	6
E47		1	1

				1134N	1134F
Nr	Element	DIN	ELEMENT	Σ	Σ
10		DIN 9021	6x18	126	126
16		-	K1_d21_B	126	126
17		-	Z1_d21_B	126	126
18		DIN 985	M6	106	106
21		DIN 125	8x16	84	100
22		DIN 125	6x12	110	126
23		-	M6x12	76	92
24		ISO 7380	M6x16	24	40
25		ISO 7380	M6x35	86	86
29		-	K_5_A2_g2_ G_v2	12	12
43		DIN 1587	M8	4	4
45		ISO 7380	M8x30	4	4
51		ISO 7380	M6x45	20	20
58		-	LOCTITE	1	1
61		-	KL105		70
109		DIN 913	10x10		2
121		-	7100_5_A2_ g3_G_v1		6
136		-	1100_6_A2_ g3_G_v1		2

				1134N	1134F
--	--	--	--	-------	-------

Nr	Element	DIN	ELEMENT	Σ	Σ
139		DIN 7991	M6x16	52	52
213		-	Z_NA_1	1	1
214		-	Z_NA_2	1	1

1134N
1134F



Technical drawing of a mechanical assembly, likely a pump or motor component, showing a top view. The drawing includes various dimensions and labels:

- Overall Dimensions:**
 - Total width: 888
 - Total height: 997
 - Internal width: 578
 - Internal height: 660
- Component Dimensions:**
 - Top-left arm: 200 (length), 100 (width)
 - Top-right arm: 150 (length), 150 (width)
 - Bottom arm: 150 (length), 150 (width)
 - Left arm: 150 (length), 150 (width)
 - Right arm: 150 (length), 150 (width)
 - Central hub: 100 (width), 150 (height)
 - Bottom hub: 150 (width), 150 (height)
 - Left hub: 200 (width), 100 (height)
 - Right hub: 200 (width), 100 (height)
- Labels:**
 - Top-left arm: 200, 100
 - Top-right arm: 150, 150
 - Bottom arm: 150, 150
 - Left arm: 150, 150
 - Right arm: 150, 150
 - Central hub: 100, 150
 - Bottom hub: 150, 150
 - Left hub: 200, 100
 - Right hub: 200, 100

